

# **OAKVIEW ELEMENTARY SCHOOL**

350 DuBois Avenue


WEST DEPTFORD, NEW JERSEY 08096

**Mrs. Laura Sandy, Principal**

*Ms. Jennifer Gilman, Assistant Principal*

**PHONE: 856-845-1856 FAX: 856-845-3241**

---



Days 11-20

Dear parents/guardians,

The activities attached have been created by our special area teachers to provide your child with a variety of assignments. We at Oakview Elementary School believe that through communication and cooperation between the school and parents/guardians we can enhance students' chances for success. If you have any questions regarding the assignments please don't hesitate to reach out to your child's teacher via email or myself.

Sincerely,

Laura Sandy

Principal, Oakview Elementary School

lsandy@wdeptford.k12.nj.us

## Distance Learning Spanish Week 3- First Grade

1. Watch the colors video/song.

<https://www.youtube.com/watch?v=zpLQSdu4V94&t=6s>

2. Complete the "Color Away" worksheet



# Color Away




Colors (review)

Me llamo \_\_\_\_\_.

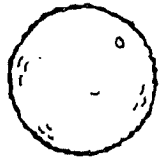
Tengo \_\_\_\_\_ años.

Write the English word below the Spanish color listed. Use the words at the bottom to help you. Color the pictures using that color.



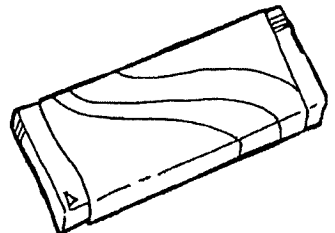
rojo means

\_\_\_\_\_




anaranjado means

\_\_\_\_\_




café means

\_\_\_\_\_




azul means

\_\_\_\_\_



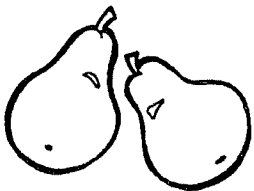
morado means

\_\_\_\_\_




blanco means

\_\_\_\_\_




verde means

\_\_\_\_\_



amarillo means

\_\_\_\_\_



rosado means

\_\_\_\_\_

Which color didn't we use? \_\_\_\_\_

white	red	orange	green	pink
blue	purple	yellow	brown	black

## Distance Learning Spanish Week 4- First grade

- Label these objects in your home in Spanish:
  1. la mesa (table)
  2. la puerta (door)
  3. la ventana (window)
  4. el reloj (clock)
  5. la silla (chair)
  6. el libro (book)
  7. el papel (paper)
  8. el lápiz (pencil)
  9. los crayones (crayons)
  10. las tijeras (scissors)
  11. el calendario (calendar)
  
- Practice saying the words during the week

Distance Learning Music -Week 3


Play these rhythms any way you'd like;

\*Clap, play on an instrument, sing, stomp, etc...

1. 

2. 

3. 


4. 

5. 


6.




7.




8.



9.



10.





**Vocabulary**

Choreography- the sequence of steps and movements in dance

Choreographer- the person who invents the movements

Chorus- a part of a song that repeats itself

YOU be the choreographer!

1. Use your favorite song and come up with a dance. (If your song has a chorus make sure that part of the dance stays the same every time.)
2. Teach the dance to someone in your house, or skype a friend to teach!
3. (If possible) record your dance and share it on our music facebook page!  
@WestDeptfordElementaryPlayers

## Library Lesson Week 3

(Please supervise your children on YouTube)

1. Watch the read aloud The Very Impatient Butterfly by Ross Burach

<https://www.youtube.com/watch?v=A-6dmbirDoo>

2. Watch Monarch Butterfly Metamorphosis time-lapse


<https://www.youtube.com/watch?v=ocWgSgMGxOc>

3. To teach patience and have some fun go on an alphabet hunt. Find objects around the house in alphabetical order. Ex./ A- apple, B- ball, C- cat, etc. For Q, X, and Z they may look for the letter in a book if you need to. You can do this individually, with someone, or even make it a competition.

4. Print and color a picture of a butterfly

[https://www.momjunction.com/articles/butterfly-coloring-pages\\_00102637/#gref](https://www.momjunction.com/articles/butterfly-coloring-pages_00102637/#gref)





## Library Lesson Week 4

(Please supervise children while watching YouTube)

1. Watch read aloud Who Says Women Can't be Doctors?

<https://www.youtube.com/watch?v=e6wyrAenvAU>

2. Watch the animated trailer of the book

<https://www.youtube.com/watch?v=Fz1RymHoXI8>

3. Take a moment and dream about what you may want to be and do as you grow up. Draw a picture of it, color it beautifully, share that dream with someone, show them your picture, and hang it on the refrigerator proudly for all to see. Keep dreaming and start to form a plan to make it happen. Dreams need action to help them come true!

Distance Learning for PE (Week 3) - 1st grade


Watch the video below. After viewing the video, color the RESPECT worksheet.

Sesame Street: Respect | Word on the Street

Or visit

<https://www.youtube.com/watch?v=GOzrAK4gOSo>

RESPECT OTHERS  
AS YOU WANT



Doodle Art Alley ©

Distance Learning for H/PE - Week 4

**Spell the Word Workout**

- |  |  |
|--|--|
| <b>A = 20 Jumping Jacks</b>                  | <b>N = 15 second hamstring stretch</b>     |
| <b>B = 10 curl ups/ sit ups</b>              | <b>O = 30 second plank (high position)</b> |
| <b>C = 10 second plank (high position)</b>   | <b>P = 2 minutes jog in place</b>          |
| <b>D = 1 minute jog in place</b>             | <b>Q = 20 arm circles</b>                  |
| <b>E = 10 arm circles</b>                    | <b>R = 20 push ups</b>                     |
| <b>F = 10 push ups</b>                       | <b>S = 35 jumping jacks</b>                |
| <b>G = 20 second hamstring stretch</b>       | <b>T = 25 sit ups/curl ups</b>             |
| <b>H = 15 curl ups/ sit ups</b>              | <b>U = 30 second hamstring stretch</b>     |
| <b>I = 20 second plank (high position)</b>   | <b>V = 3 minutes jog in place</b>          |
| <b>J = 1 minute, 30 seconds jog in place</b> | <b>W = 30 arm circles</b>                  |
| <b>K = 15 arm circles</b>                    | <b>X = 25 push ups</b>                     |
| <b>L = 15 push ups</b>                       | <b>Y = 50 jumping jacks</b>                |
| <b>M = 30 jumping jacks</b>                  | <b>Z = 35 second plank (high position)</b> |

Using the list above, spell out your first name completing the fitness activity that correlates to each letter ...


**EXAMPLE:** Suzy = 35 jumping jacks, 30 second hamstring stretch, 35 second plank, 50 jumping jacks.

Challenge yourself to spell out 3 of your literacy **SIGHT WORDS** each day. Use 3 different sight words each day.

This page does NOT need to be printed...this is a read only and you can do the drawing on any paper you want.

### ROY G BIV Birds

This fun little drawing is always a favorite! Follow the steps below and color the birds in ROY G BIV order with whatever you have at home.



**This page does NOT to be printed...this is a read only and you can do the drawing on any paper you want.**

## Family Portrait

We are spending a lot of time with our family lately. Watch the YouTube video below

(please supervise children while watching YouTube).

Take some time to draw a picture of your family.

## Sesame Street: Family Song

[https://www.youtube.com/watch?v=ii\\_LtHrEiao&list=PLusN0mTFtNHFZBlz7dgjamgmvP2MGs1lM&index=3&t=0s](https://www.youtube.com/watch?v=ii_LtHrEiao&list=PLusN0mTFtNHFZBlz7dgjamgmvP2MGs1lM&index=3&t=0s)

