

OAKVIEW ELEMENTARY SCHOOL


350 DuBois Avenue

WEST DEPTFORD, NEW JERSEY 08096

Mrs. Laura Sandy, Principal

Ms. Jennifer Gilman, Assistant Principal

PHONE: 856-845-1856 FAX: 856-845-3241



Day 7

Dear parents/guardians,

The activities attached have been created by our first grade teachers to provide your child with assignments that cover concepts taught in math, language arts literacy, and science. We at Oakview Elementary School believe that through communication and cooperation between the school and parents/guardians we can enhance students chances for success. If you have any questions regarding the assignments please don't hesitate to reach out to your child's teacher via email or myself.

Sincerely,

Laura Sandy

Principal, Oakview Elementary School

lsandy@wdeptford.k12.nj.us

First Grade Language Arts - Day 7

Word Work

Choose 10 trick words from the list and complete 1 menu activity each day

Reading

Log on to <https://www.raz-kids.com/>

Select a story to read.

Complete the comprehension questions.

Please contact your teacher if you need login and password information.

Listening Comprehension

Listen and respond to today's story: Dragons Love Tacos

Writing

Select one writing prompt from the list below. Remember to use your best handwriting, capitalization, and punctuation. Your writing should be a minimum of 5 sentences.

1. I want to be a famous...
2. Would you rather live on a farm or in the city? Explain.
3. Who is the best cartoon character? Why?
4. What do you think second grade will be like? How will it be different from first grade?
5. Would you rather eat vegetables or fruit?
6. If you had a secret superhero name what would it be? What would your powers be?
7. If I was taller than my house I would...
8. Have you ever been somewhere far away on vacation? What was it like?
9. Write a letter to your best friend? Explain what you like about him/her and tell what you like to do together.
10. ____ is my favorite because...

Choose 10 trick words and complete 1 activity today!

<p>MARKER MAGIC</p> <p>Write your words with a white crayon. Color over your words with a marker or watercolors until the words magically appear! Let it dry and bring it to class!</p>	<p>CHALK TALK</p> <p>Write your words in chalk on the sidewalk! Take a picture or have a parent sign!</p>	<p>RAINBOW WORDS</p> <p>Write your words in pencil then trace over each words in three different colors!</p>
<p>PLAY-DOH PRACTICE</p> <p>Use Play-Doh to spell your words! Take a picture or have a parent sign!</p>	<p>MAKE A MASTERPIECE</p> <p>Use watercolors, finger paint, markers, and/or crayons to create a piece of art using your spelling words!</p>	<p>TALENTED TYPING</p> <p>Use a computer to type your words! You can change the fonts, colors, and sizes and add clip art! Email or print and bring to class!</p>
<p>SILLY SENTENCES</p> <p>Write a silly sentence with your spelling words!</p>	<p>TEACHER'S ORDERS!</p> <p>Write your words in ABC order and reverse ABC order!</p>	<p>WE'RE GOING ON A WORD HUNT!</p> <p>Draw a picture, then hide all of your spelling words somewhere on the page. Bring this to class and challenge your teacher to find your words!</p>
<p>FANCY NANCY SPELLING</p> <p>Write your words using curly, swirly, or bubble letters! Be creative!</p>	<p>BUILD A PYRAMID</p> <p>Choose a spelling word. Write the first letter of the word, then on the next line write the first two letters of your word. Continue with this pattern until you have spelled the entire word.</p> <p>T Tr Tre Tree</p>	<p>MEMORY MATCH</p> <p>Make two flashcards for each spelling word and mix them up. Place them face-down on a table or the floor. Turn over two cards. If they are a match, put them in a pile. If they are not a match, turn them back over and try again. Try to remember where the words are! Continue until you have all the matches.</p>

FIRST GRADE FUNDATION TRICK WORDS BY UNIT

<u>Unit 2</u>
the
a
and
is
his
of
<u>Unit 3</u>
as
has
to
into
we
he
she
be
me
for
or
<u>Unit 4</u>
you
your
I
they
was
one
said


<u>Unit 5</u>
from
have
do
does
<u>Unit 6</u>
were
are
who
what
when
where
there
here
<u>Unit 7</u>
why
by
my
try
put
two
too
very
also
some
come
<u>Unit 8</u>

would
could
should
her
over
number
<u>Unit 9</u>
say
says
see
between
each
<u>Unit 10</u>
any
many
how
now
down
out
about
our
<u>Unit 11</u>
friend
other
another
none
nothing

<u>Unit 12</u>
people
month
little
been
own
want
Mr.
Mrs.
<u>Unit 13</u>
work
word
write
being
their
first
look
good
new
<u>Unit 14</u>
water
called
day
may
way

Today's Story:

Dragons Love Tacos



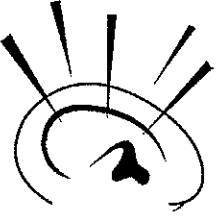
DIRECTIONS:

- To **listen** to the story please **copy** and **paste** the following link into your web browser:


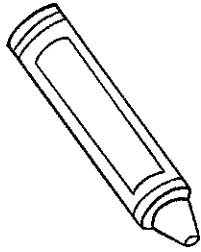


<http://uqr.to/bjf0>
- After listening to the story. Please respond to the story by choosing one of the two activities.

Dragons Love Tacos

What do dragons not like on their tacos? Draw a picture below.




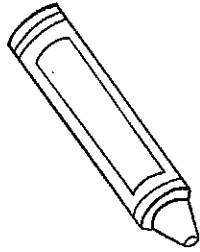
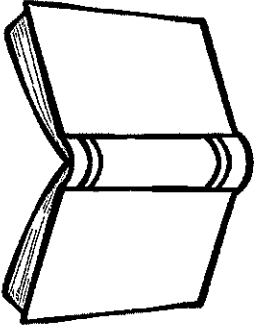


Name: _____



Dragons Love Tacos

Name: _____




What do dragons not like on their tacos? Write about it below.

Handwriting practice lines consisting of ten rows. Each row has a solid top line, a dashed middle line, and a solid bottom line.

Name: _____

Date: _____



Four sets of primary handwriting lines. Each set consists of a solid top line, a dashed middle line, and a solid bottom line, providing a guide for letter height and placement.

Capital Letters Spaces Punctuation Neat Handwriting

Name: _____ Date: _____

Handwriting practice lines consisting of 10 sets of three horizontal lines (top solid, middle dashed, bottom solid).

Capital Letters Spaces Punctuation Neat Handwriting

Science

Sense of Smell Experiment

Question: How does our sense of smell affect our daily lives?

Materials:

- Blind Fold or Mask
- Scientific Method Record Keeping Chart
- Various Objects with Distinct Smells (These could include strong smelling foods, flowers, candles, household items like soap and lotion, grass, spices)

Please use your Scientific Method Record Keeping Chart as you complete these steps.

Directions:

1. Have a quick discussion with your child about why they think their sense of smell is important. Ask them what their world would be like if they didn't have this sense.
2. Explain to your child that they will be doing an experiment to see how well their nose can identify different scents... ie smells.
3. Blindfold your child (or have them close their eyes) and put something with a distinct scent under their nose. Have them take a deep sniff. Ask them what they think they are smelling. Record each answer that your child gives to you. (Use the "Smells" Recording Sheet)
4. Once you have covered several scents/smells, have your child take off their blindfold. Compare your child's answers to the actual objects/scents.
5. Discuss your child's results. Ask your child to talk about their favorite and least favorite scents. Discuss how our sense of smell has an effect on all our other senses. (Taste, Sight, Sound, Touch) Ask your child if they would want to eat something that didn't smell appetizing?
6. Feel free to let your child blindfold you, and then repeat the same exercise! Have fun and be creative with the things you ask your child to smell!

What's That Smell?

Recording Sheet

My Prediction After I Have Smelled the Object Is...	The Actual Smell Was...

Visit the following website to review you math skills on odd and even numbers and prime and composite numbers. Please spend 15 minutes playing up to 3 different categories on the link below.

[5 1 Adventure Man Dungeon Dash - Numbers](#)

Or visit

https://www.abcya.com/games/adventure_man_dash_numbers