

OAKVIEW ELEMENTARY SCHOOL


350 DuBois Avenue

WEST DEPTFORD, NEW JERSEY 08096

Mrs. Laura Sandy, Principal

Ms. Jennifer Gilman, Assistant Principal

PHONE: 856-845-1856 FAX: 856-845-3241



Day 9

Dear parents/guardians,

The activities attached have been created by Mrs. Berry to provide your child with assignments that cover concepts taught in math, language arts literacy, and science. We at Oakview Elementary School believe that through communication and cooperation between the school and parents/guardians we can enhance students chances for success. If you have any questions regarding the assignments please don't hesitate to reach out to your child's teacher via email or myself.

Sincerely,

Laura Sandy
Principal, Oakview Elementary School
lsandy@wdeptford.k12.nj.us

Dear Parents/Guardians,

In order to best serve the needs of each student in my class, I have compiled a collection of various worksheets for you to choose from. These worksheets will provide reinforcement of skills across the areas of math, reading, and science.

You will see a combination of worksheets on different academic levels. From Parent-teacher conferences, homework, and by looking at completed class work coming home each day, you will be able to determine which worksheets to select for your child.

After selecting appropriate work, you may assist your child with reading the directions and support as needed, so your child will be successful in completing the tasks required. Please help make completing the tasks as stress free as possible 😊.

Sincerely,

Mrs. Berry

*In addition to worksheets, here are some names of some free I-pad apps that we use here in our classroom. Also, you can use the links to movement activities for some extra fun!

PBS Kids

Lol Panda Math Train

Monkey Preschool Lunchbox

Monkey Math School Sunshine

Starfall Calendar

Starfall Numbers

Starfall I'm Reading Starfall It's fun to read

Kids Zumba Easy Dance <https://www.youtube.com/watch?v=ymigWt5TOV8>

Stand Up, Sit Down <https://www.youtube.com/watch?v=t9WAGkQUULO>


Jump! <https://www.youtube.com/watch?v=kcQJDpj5TSY>









Name _____

MOVE IT!

©R. Rosenblit 2012

Animals move in different ways. Sort the animals into groups based on how they move.

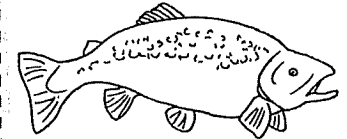
walk/run 	hop 	FLY 	Swim 

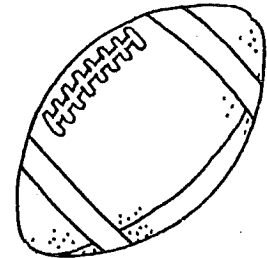
Name: _____ Date: _____

Cut the right-hand column of pictures from the sheet. After the pictures are cut apart, paste them beside the appropriate phrase or sentence.

1. See the airplane.




2. I see the boy.




3. See the ball.

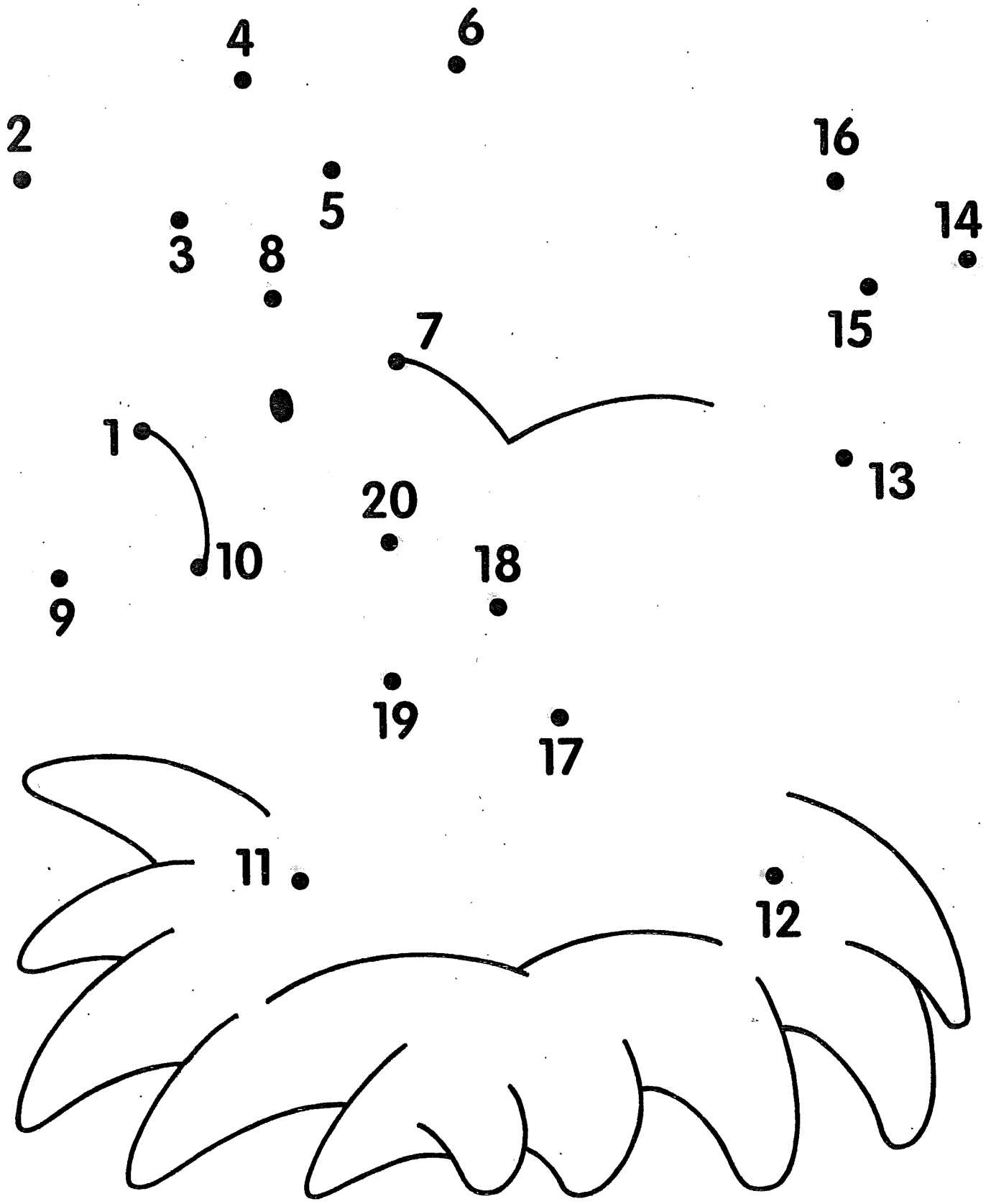


4. I see the yellow car.



5. I see the yellow fish.





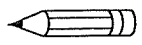
Connect the dots and color.

Name _____

Name _____

Initial consonants

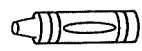
All Tangled Up!



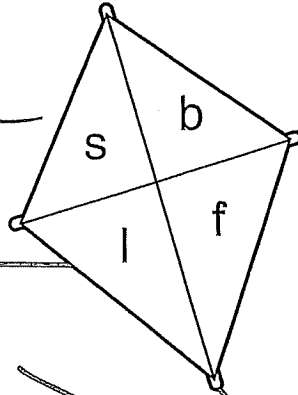
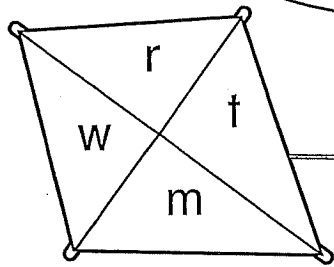
Write the beginning letter to make each word.




Trace.



Color a kite part with the matching beginning letter.




at



ug



in



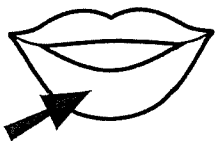
eb




en



op



ip



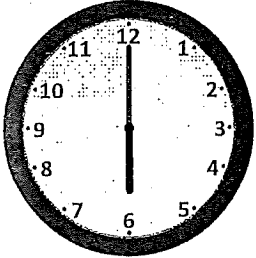
un





NAME _____ DATE _____

MATCHING ANALOG AND DIGITAL CLOCKS



Match each clock to the time it shows.




3 O' clock




1 O' clock




6 O' clock



2 O' clock



7 O' clock




Adding with pictures, sums to 20


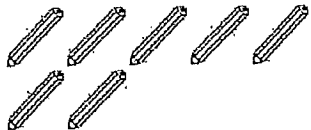
Kindergarten Addition Worksheet

Add the objects and write the sum.

1)  +  = _____

2)  +  = _____

3)  +  = _____

4)  +  = _____

5)  +  = _____

6)  +  = _____

7)  +  = _____