


# **OAKVIEW ELEMENTARY SCHOOL**

350 DuBois Avenue  
WEST DEPTFORD, NEW JERSEY 08096

**Mrs. Laura Sandy, Principal**  
*Ms. Jennifer Gilman, Assistant Principal*

**PHONE: 856-845-1856 FAX: 856-845-3241**

---



Day 6

Dear parents/guardians,

The activities attached have been created by Mrs. Berry to provide your child with assignments that cover concepts taught in math, language arts literacy, and science. We at Oakview Elementary School believe that through communication and cooperation between the school and parents/guardians we can enhance students chances for success. If you have any questions regarding the assignments please don't hesitate to reach out to your child's teacher via email or myself.

Sincerely,

Laura Sandy  
Principal, Oakview Elementary School  
[lsandy@wdeptford.k12.nj.us](mailto:lsandy@wdeptford.k12.nj.us)

Dear Parents/Guardians,

In order to best serve the needs of each student in my class, I have compiled a collection of various worksheets for you to choose from. These worksheets will provide reinforcement of skills across the areas of math, reading, and science.

You will see a combination of worksheets on different academic levels. From Parent-teacher conferences, homework, and by looking at completed class work coming home each day, you will be able to determine which worksheets to select for your child.

After selecting appropriate work, you may assist your child with reading the directions and support as needed, so your child will be successful in completing the tasks required. Please help make completing the tasks as stress free as possible 😊.

Sincerely,

Mrs. Berry

\*In addition to worksheets, here are some names of some free I-pad apps that we use here in our classroom. Also, you can use the links to movement activities for some extra fun!

PBS Kids

Lol Panda Math Train

Monkey Preschool Lunchbox

Monkey Math School Sunshine

Starfall Calendar

Starfall Numbers

Starfall I'm Reading Starfall It's fun to read

Kids Zumba Easy Dance <https://www.youtube.com/watch?v=ymigWt5TOV8>

Stand Up, Sit Down <https://www.youtube.com/watch?v=t9WAGkQUULO>

Jump! <https://www.youtube.com/watch?v=kcQJDpj5TSY>


Name \_\_\_\_\_

Sort the pictures to show if they can be pushed, pulled, or both.


**Push**

**Pull**

**Both**

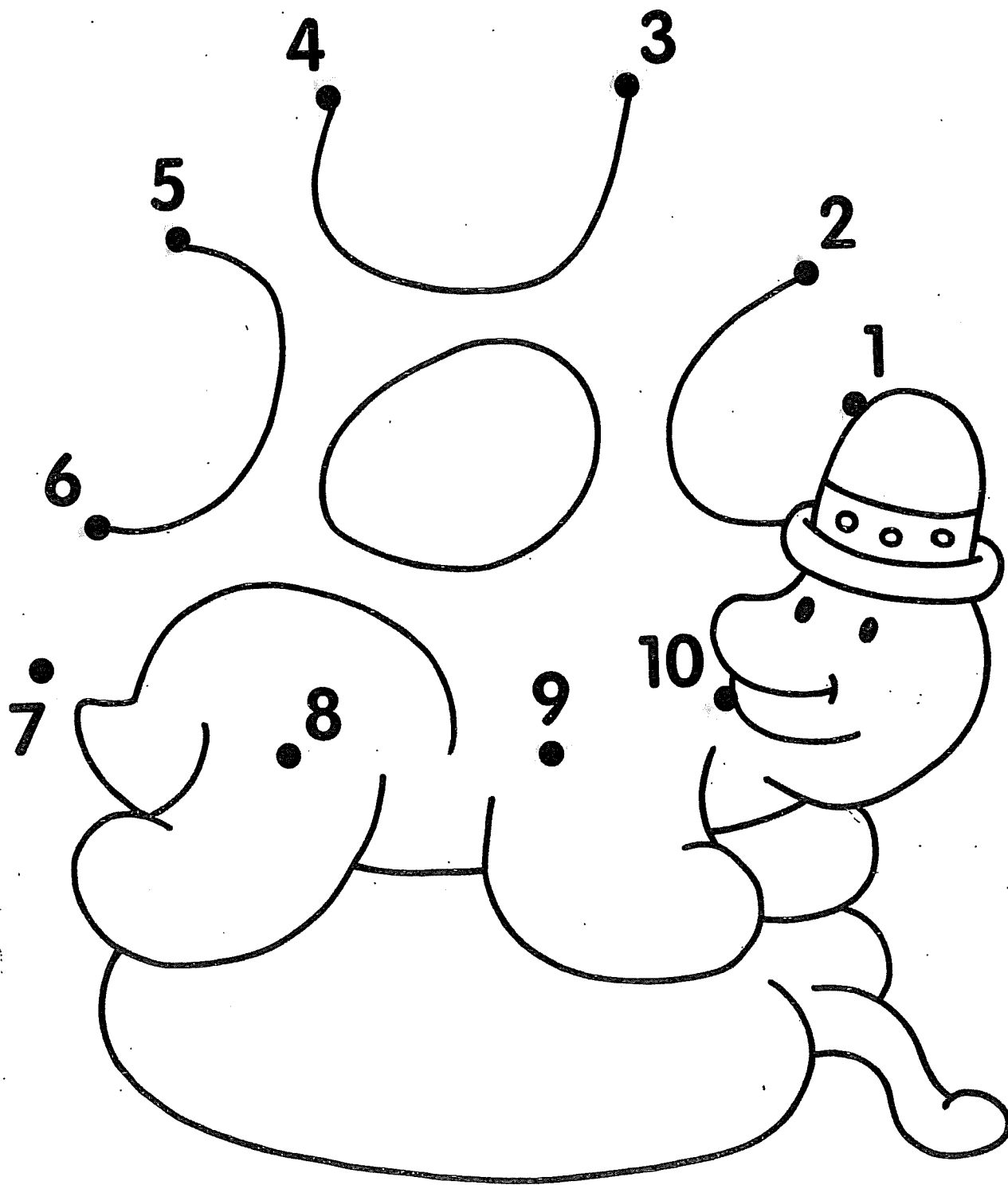


Cut and glue the pictures on the chart or in a Science notebook to show if they can be pushed, pulled, or both.



Connect the dots and color.


Name \_\_\_\_\_






Name: \_\_\_\_\_

# Addition




+




=



5




+





=




+





=




+





=




+




=



+




=




Name: \_\_\_\_\_ Date: \_\_\_\_\_

Cut the right-hand column of pictures from the sheet. After the pictures are cut apart, paste them beside the appropriate sentence.


1. You see the candy.



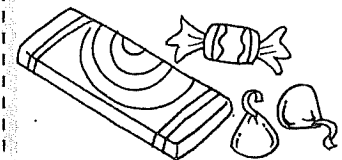
2. You see the boat in the water.



3. You see the water.



4. You see the banana and the apple.




5. You see the bananas.





# Identifying coins

## Kindergarten Money Worksheet



Count the number of coins in the jar.

Quarters	Dimes	Nickels	Pennies