


OAKVIEW ELEMENTARY SCHOOL

*350 DuBois Avenue
WEST DEPTFORD, NEW JERSEY 08096*

Mrs. Laura Sandy, Principal
Ms. Jennifer Gilman, Assistant Principal

PHONE: 856-845-1856 FAX: 856-845-3241



Day 4

Dear parents/guardians,

The activities attached have been created by Mrs. Berry to provide your child with assignments that cover concepts taught in math, language arts literacy, and science. We at Oakview Elementary School believe that through communication and cooperation between the school and parents/guardians we can enhance students chances for success. If you have any questions regarding the assignments please don't hesitate to reach out to your child's teacher via email or myself.

Sincerely,

Laura Sandy
Principal, Oakview Elementary School
lsandy@wdeptford.k12.nj.us

Dear Parents/Guardians,

In order to best serve the needs of each student in my class, I have compiled a collection of various worksheets for you to choose from. These worksheets will provide reinforcement of skills across the areas of math, reading, and science.

You will see a combination of worksheets on different academic levels. From Parent-teacher conferences, homework, and by looking at completed class work coming home each day, you will be able to determine which worksheets to select for your child.

After selecting appropriate work, you may assist your child with reading the directions and support as needed, so your child will be successful in completing the tasks required. Please help make completing the tasks as stress free as possible 😊.

Sincerely,

Mrs. Berry

*In addition to worksheets, here are some names of some free I-pad apps that we use here in our classroom. Also, you can use the links to movement activities for some extra fun!

PBS Kids

Lol Panda Math Train

Monkey Preschool Lunchbox

Monkey Math School Sunshine

Starfall Calendar

Starfall Numbers

Starfall I'm Reading Starfall It's fun to read


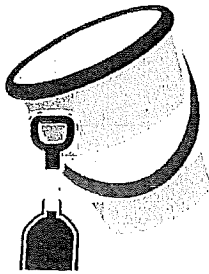

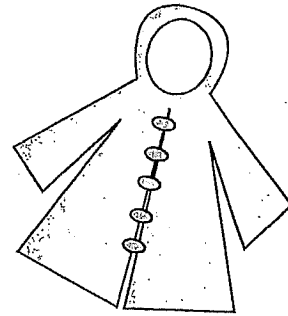


Kids Zumba Easy Dance <https://www.youtube.com/watch?v=ymigWt5TOV8>

Stand Up, Sit Down <https://www.youtube.com/watch?v=t9WAGkQUULO>


Jump! <https://www.youtube.com/watch?v=kcQJdpj5TSY>

CIRCLE WHAT BELONGS

CIRCLE WHAT YOU SEE ON A SUNNY DAY.



Name _____



twenty frames

Fill in the twenty frame for each number.

14

20

11

18


15

12


This was: Easy Just Right Hard
(Circle one)


Name: _____


DIRECTIONS: Color or cut
the letter to show the
beginning sound.




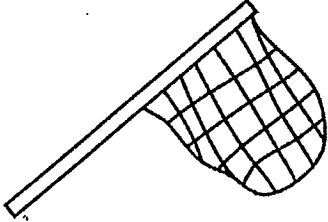
Beginning Sounds


	
m	w


	
c	s


	
h	f


	
d	f

	
u	n

	
b	l

	
b	p




	
r	n

	
p	g

Preschool **MATH** Patterns




Circle the picture that comes next!



A Read each sentence. Draw a line under the correct picture. One is done for you.

1. Mom can swim.

a.



b.




2. I have fun.

a.



b.



3. Children play by a tree.

a.




b.



4. Bees fly home.

a.




b.




5. Fish can live here.


a.



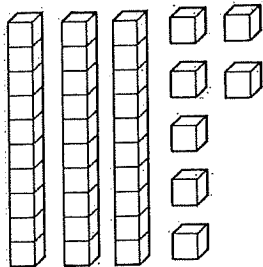
b.



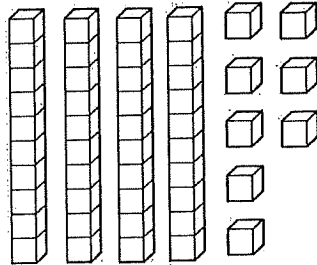
Name _____



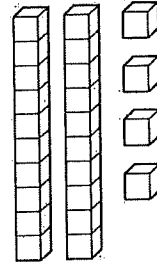
place value



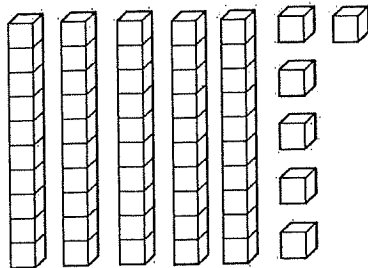
$$\underline{30} + \underline{7}$$



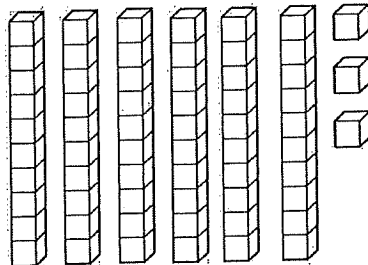
$$\underline{\quad} + \underline{\quad}$$



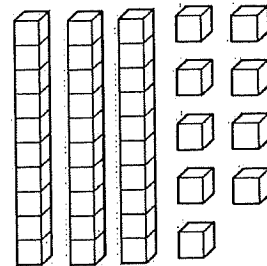
$$\underline{\quad} + \underline{\quad}$$



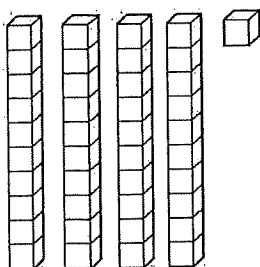
$$\underline{\quad} + \underline{\quad}$$



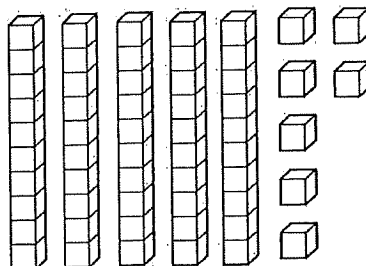
$$\underline{\quad} + \underline{\quad}$$



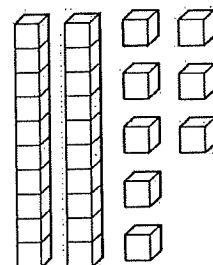
$$\underline{\quad} + \underline{\quad}$$



$$\underline{\quad} + \underline{\quad}$$



$$\underline{\quad} + \underline{\quad}$$



$$\underline{\quad} + \underline{\quad}$$

This was:
(Circle one)

Easy

Just Right

Hard